

Help Manual Broker Online Training – Fresh

This facility provides to registrations for single candidate. For availing this facility, company should create their profile on <https://www.insuranceinstituteofindia.com/web/guest/to-create-company-profile>

Candidate can enroll for any of below category,

<u>Certificate of Registration</u>	<u>Insurance Category</u>
1. Principal Officer	1. Composite Broker
2. Broker Qualified Person	2. Direct Broker (General)
	3. Direct Broker (Life)
	4. Direct Broker (Life and General)
	5. Reinsurance Broker

Steps for Online Registration and Training.

1. Payment of Training Fees
2. Receipt of Training Fees
3. Online Training
4. Download TCC

Step 1. Payment of Training Fees.

To make the payment of training fees please click on the below link,

<https://www.insuranceinstituteofindia.com/web/guest/profile-creation-and-payment>

The screenshot shows the Insurance Institute of India website. The header includes the logo and name of the institute, a search bar, and a navigation menu with items: Home, About us, Examinations, IRDAI Examinations, Study Material, Affiliates, Contact us, FAQs, Sitemap, Useful Links, and Tenders. A dropdown menu is open under 'IRDAI Examinations', listing various roles and services. A sub-menu is open under 'Brokers Online Training (Fresh / Renewal)', listing options like 'Candidate Profile Creation Form', 'Candidate Profile Search Screen', 'Download TCC-Fresh', 'Download TCC-Renewal', 'Payment Receipt', 'Help Manual-Fresh', and 'Help Manual-Renewal'. A banner for a 'WEBINAR ON COMPREHENSIVE FINANCIAL PLANNING LEARNING SERIES-2 (FOCUS ON TAX PLANNING)' is visible in the background. The year '2023' is displayed at the bottom right.

Candidate Profile Creation Form

Intermediary type * :

Applicant Type (Individual/Corporate) * :

Corporate type * :

Name of Insurance Company * : GSTIN :

Note - Dear Candidate, if insurance Broker Company does not exist in the list, please ask your company to create company profile.

Insurance category * :

Select Service Provider * :

Subject Language * :

Subject * :

Hours to be Completed * :

Training Type with fee * : In Days Training to be Completed * :

Applicant Details - Personal Information

Application Date * :

Name Initial (Mr/Ms) * : Applicant Name :

Pin * :

Note - Dear Candidate, if your Profile exist in <https://www.insuranceinstituteofindia.com/webquest>, Please search Your profile using the following Screen

Qualification Details

Best Qualification Details * :


Date of Birth * : Sex * :


Nationality Country * : Area * :

Do you want to upload Photo and Signature :

Applicant Photo And Sign

Note: Please Upload Image File With Extension .jpg With Maximum Size of 25KB and Dimension(152 X 133) i.e. (Height X Width)

Applicant Photo * :  No file chosen

Applicant Sign * :  No file chosen

Contact Information

Is Permanent Address same as Correspondence Address?

Current Address	Permanent Address
House Number * : <input type="text"/>	House Number * : <input type="text"/>
Street/Road * : <input type="text"/>	Street/Road * : <input type="text"/>
Town/City * : <input type="text"/>	Town/City * : <input type="text"/>
State Name * : <input type="text" value="Select"/>	State Name * : <input type="text" value="Select"/>
District Name * : <input type="text" value="Select"/>	District Name * : <input type="text" value="Select"/>
Pin Code * : <input type="text"/>	Pin code * : <input type="text"/>

Mobile Number* :

Email ID* :

Alternate Email ID* :


After creating the profile you can **immediately** proceed for payment.

Insurance Brokers - Online Training Payment Confirmation

Date : 29-10-2023	Order No : 86591982
Candidate Name	"sushma Kadam"
Company Name	
Email	
Mobile	
GSTIN Number	
GSTIN State	
Payment Details	
Unique Reference Number (URN):	A00603799IB4791DBLGBQP
Reference ID / Training ID	7455934
Registration Amount	1500.0
IGST	270.0
Grand Total	1770
You can make payment using your Credit/Debit card as well Internet Banking.	
Payment Charges	
Mode of Payment	Charges applicable
Internet Banking	Rs.12 per Transaction
Debit Card (Visa / Master)	1.00% of Transaction Amount (Minimum Rs.12/-)
Credit Card	1.50% of Transaction amount (Minimum Rs.12/-)
Amex/Diners card	3.00% of Transaction amount (Minimum Rs.12/-)
Wallet / Prepaid Card	Rs.12 per Transaction
Minimum Charges	All Charges subject to a minimum of Rs. 12/- per transaction.
Mobile wallets / Cash cards	For PayTM wallet : 2.00% of Customer Payment Amount For all others: 1.75% of Customer Payment Amount
UPI / UPI QR	NIL
<p>I have read and understood the Help Manual available on website. I agree that decision of IIR in all the matters will be final and binding upon me.</p> <p style="text-align: center;">Please Confirm <input type="button" value="Yes"/> <input type="button" value="No"/></p>	

- Credit Card >
- Debit Card
- Other Debit Cards
- Internet Banking
- Wallet/ Cash Cards
- QR
- UPI

Pay by Credit Card



Card Number

Expiration Date **CVV/CVC**

Card Holder Name

Make Payment

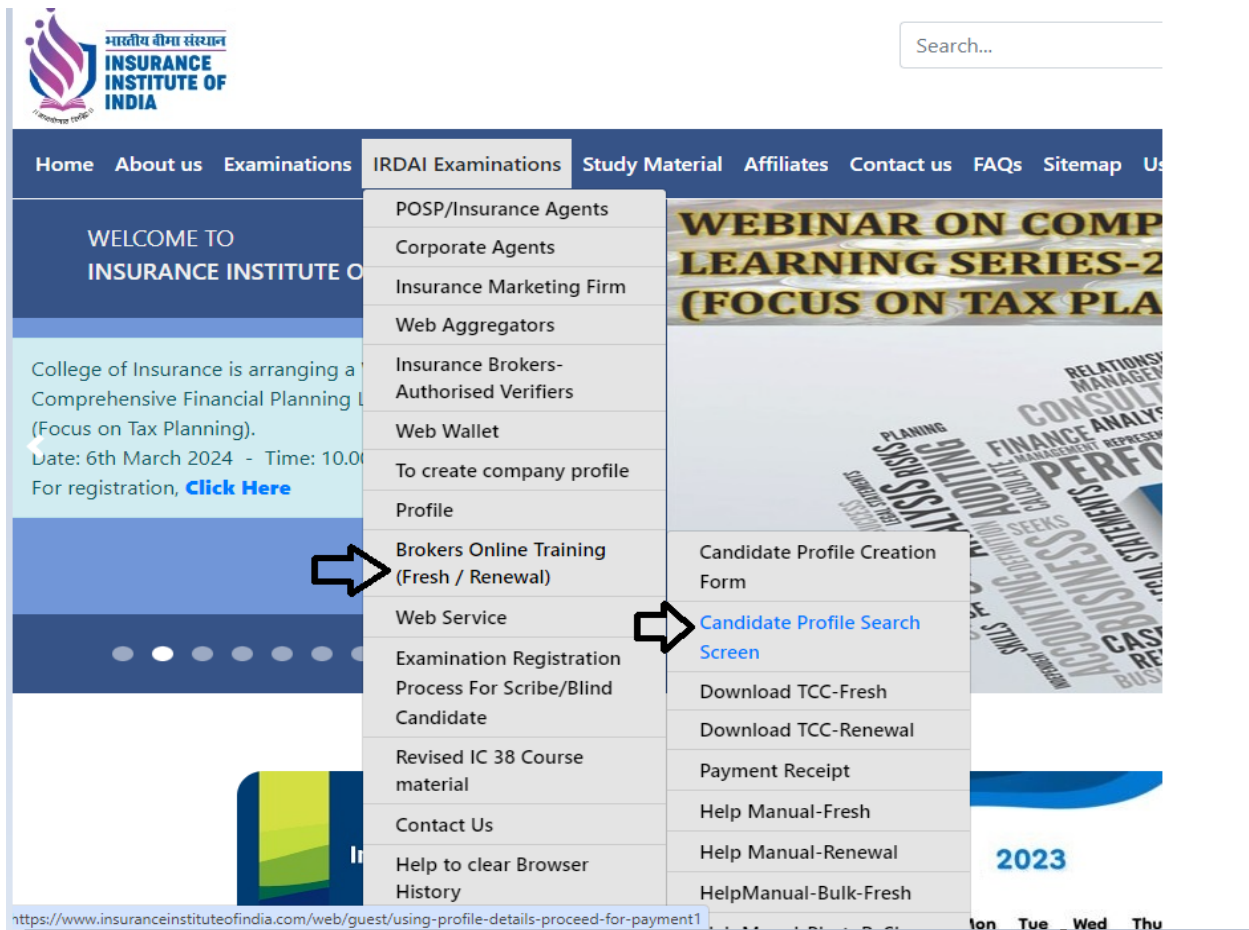
Cancel

Merchant Name
Insurance Institute Of India

Payment Amount: ₹ 1770.00

If you wish to make the payment later after creating profile, click on the below link,

<https://www.insuranceinstituteofindia.com/web/guest/using-profile-details-proceed-for-payment1>



The screenshot shows the Insurance Institute of India website. The navigation menu is open, and the 'Candidate Profile Search Screen' option is highlighted with a white arrow. The website header includes the logo and name 'INSURANCE INSTITUTE OF INDIA'. The main content area features a banner for a 'WEBINAR ON COMPREHENSIVE FINANCIAL PLANNING SERIES-2 (FOCUS ON TAX PLANNING)'. The footer contains the URL 'https://www.insuranceinstituteofindia.com/web/guest/using-profile-details-proceed-for-payment1' and the year '2023'.

Candidate Profile Search Form

PAN * :

Mobile Number :

ICARD Number :

Profile ID :

Type of Report :
 Payment Details
 Training Details
 Payment Details

Candidate Profiles

S.No.	Profile Id	Profile ID	Reference Id/Broker Id	Pan No	Applicant Name	Mobile No	Email ID	Company Type	Registration Type	Proceed for Payment
1			7455934	A				Insurance Brokers	Fresh	Payment Not Yet Done Proceed For Payment

Candidate Registration Form

Applicant Details - Personal Information

Intermediary Type :

ICARD Number :

Name of Insurance Company :

Insurance Category :

Training Hours :

Applicant Type (Fresh/Renewal) :

Corporate Type :

Profile ID :

Service Provider Name :

GSTIN :

Training Days :

Fee type :

Applicant Details - Personal Information

Application Date :

Name Initial :

Pan * :

Applicant Name * :

Qualification Details

Basic Qualification :

Date of Birth :

Nationality :

Country :

Sex * :

Area :

Contact Information

Current Address

House Number :

Street/Road :

Town/City :

District Name :

State Name :

Pin Code :

Permanent Address

House Number :

Street/Road :

Town/City :

District Name :

State Name :

Pin code :

Mobile Number :

Email ID :

Alternate Email ID :

Training Details

Training - Language :

Amount For Training :

CGST :

SGST :

Total Amount :

Date : 29-10-2023	
Candidate Name	
Company Name	
Email	
Mobile	
GSTIN Number	
GSTIN State	
Payment Details	
Unique Reference Number (URN):	A00603799IB4791DBLGBQP
Reference ID / Training ID	7455935
Registration Amount	1500.0
IGST	270.0
Grand Total	1770
You can make payment using your Credit/Debit card as well Internet Banking.	
Payment Charges	
Mode of Payment	Charges applicable
Internet Banking	Rs. 12 per Transaction
Debit Card (Visa / Master)	1.00% of Transaction Amount (Minimum Rs.12/-)
Credit Card	1.50% of Transaction amount (Minimum Rs.12/-)
Amex/Diners card	3.00% of Transaction amount (Minimum Rs.12/-)
Wallet / Prepaid Card	Rs. 12 per Transaction
Minimum Charges	All Charges subject to a minimum of Rs. 12/- per transaction.
Mobile wallets / Cash cards	For PayTM wallet : 2.00% of Customer Payment Amount For all others: 1.75% of Customer Payment Amount
UPI / UPI QR	NIL
<p>I have read and understood the Help Manual available on website. I agree that decision of III in all the matters will be final and binding upon me.</p> <p style="color: red;">Please Confirm</p> <p>> <input type="checkbox"/> Yes <input type="checkbox"/> No</p>	

BillDesk - All Your Payments. Sing x 2e791c35-2060-4872-9030-dfc5 x https://www.iiexams.org x + Microsoft Edge

pgi.billdesk.com/pgidisk/ProcessPayment?wpage=OgKW1vQwj42qNq2suIXsHPJo

Credit Card >

Pay by Credit Card

Merchant Name
Insurance Institute Of India

Payment Amount: 1770.00

Card Number
Enter card number

Expiration Date **CVV/CVC**

Month Year

Card Holder Name
Enter card holder name

Make Payment [Cancel](#)

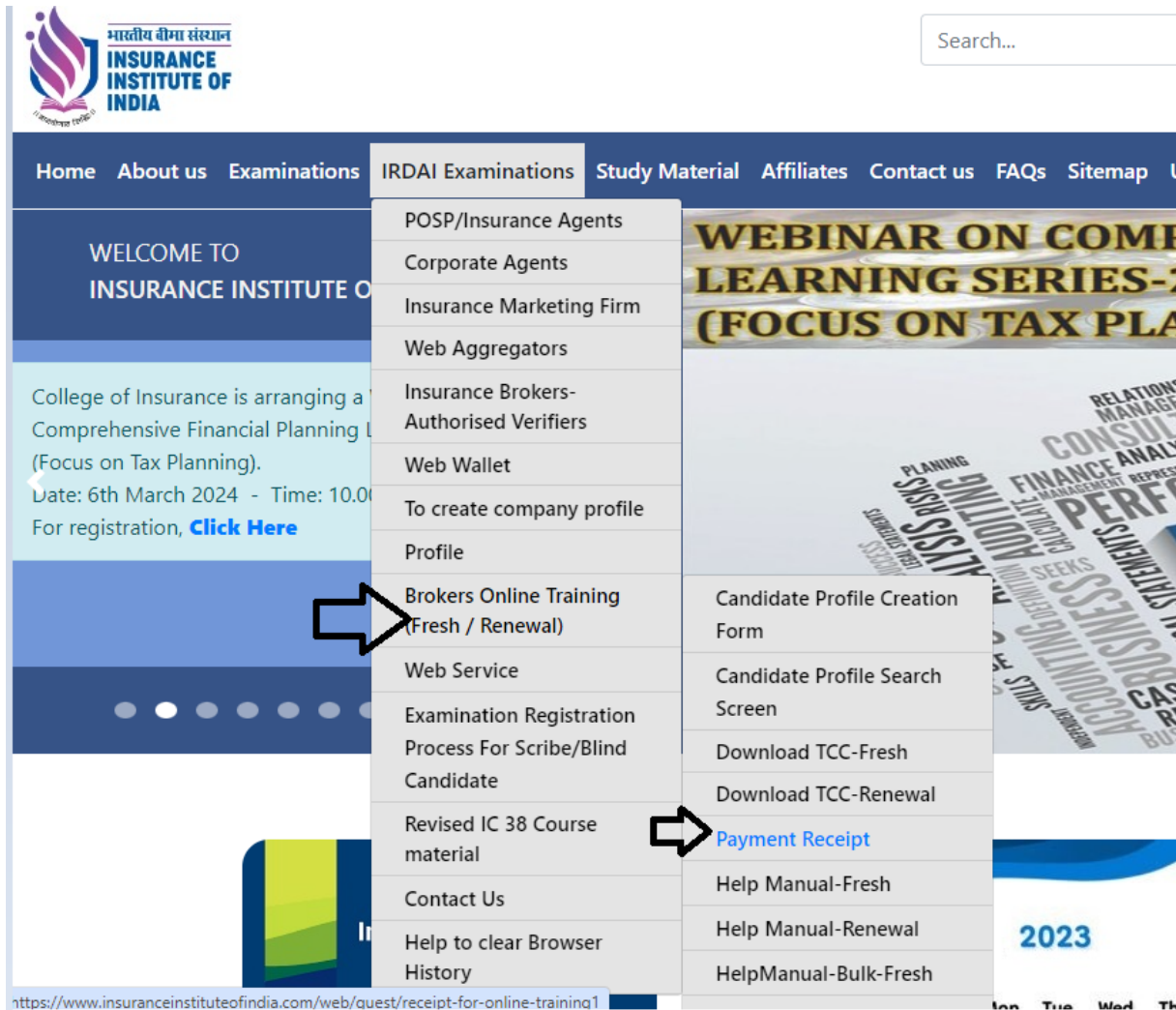
BillDesk

Address Desktop 3:45 PM 10/29/2023

Step 2: Receipt of Training Fees

For fees receipt, please click on below link,

<https://www.insuranceinstituteofindia.com/web/guest/receipt-for-online-training1>



The screenshot shows the website header with the logo of the Insurance Institute of India (भारतीय बीमा संस्थान) and a search bar. The navigation menu includes Home, About us, Examinations, IRDAI Examinations, Study Material, Affiliates, Contact us, FAQs, and Sitemap. A dropdown menu is open under IRDAI Examinations, listing various options such as POSP/Insurance Agents, Corporate Agents, Insurance Marketing Firm, Web Aggregators, Insurance Brokers-Authorised Verifiers, Web Wallet, To create company profile, Profile, Brokers Online Training (Fresh / Renewal), Web Service, Examination Registration Process For Scribe/Blind Candidate, Revised IC 38 Course material, Contact Us, Help to clear Browser, and History. A sub-menu is open for Brokers Online Training, showing options like Candidate Profile Creation Form, Candidate Profile Search Screen, Download TCC-Fresh, Download TCC-Renewal, Payment Receipt, Help Manual-Fresh, Help Manual-Renewal, and HelpManual-Bulk-Fresh. A black arrow points to the 'Payment Receipt' option in the sub-menu. Another black arrow points to the 'Brokers Online Training (Fresh / Renewal)' option in the main dropdown menu. The URL in the address bar is <https://www.insuranceinstituteofindia.com/web/guest/receipt-for-online-training1>.

Single Registration - Individual Agent - Online Training - Download Receipt

Training ID :	<input type="text"/>	PAN No:	<input type="text"/>	Mobile No:	<input type="text"/>
Order No :	<input type="text"/>	Transaction ID:	<input type="text"/>	<input type="button" value="Search"/>	



Put your pan number

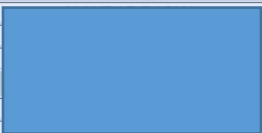
Single Registration - Individual Agent - Online Training - Download Receipt

Training ID :	<input type="text"/>	PAN No:	<input type="text"/>	Mobile No:	<input type="text"/>
Order No :	<input type="text"/>	Transaction ID:	<input type="text"/>	<input type="button" value="Search"/>	

Sr.No.	Transaction Id	Order No	Transaction Date	Customer Id	Amount	Fresh/Renewal	Payment Mode	Download Receipt
1						Fresh	Online	<input type="button" value="DownloadPaymentReceipt"/>

Duplicate Receipt for Individual Insurance Agent - Fresh Online Training - Single Registration - Online Payment

	भारतीय बीमा संस्थान INSURANCE INSTITUTE OF INDIA	Insurance Institute of India (III) Plot no C-46, Near U.S. Consulate, G-Block, Bandra Kurla Complex, Bandra East, Mumbai, Maharashtra 400051 Telephone Number : 022-26544220/257/208 Email Id : reg.exams@iii.org.in Website : www.insuranceinstituteofindia.com PAN No Of The III : AAAT1174R TAN No Of The III : MUMI00157D Service Tax No : AAAT1174RSD001 HSN Code : HSN is not applicable to III GSTIN Of III : 27AAAT1174R1Z7 Application Reference No (ARN) Of III : AA2704170743831 SAC Code Of III : 999299 (Commercial Training & Coaching)
	 Click Here to return Home Page	

Date : 01/11/2023	Order No : 89043174
Candidate Name / Company Name	
Email	
Mobile No.	
Payment Details	
Reference Id	
Payment For Training	
IGST	27.0
Grand Total	177.0
Transaction Details	
Transaction No.	QCIT7585826641
Transaction Date	28-05-2019 11:20:08
Transaction Status	Success

Note : Please save this receipt for future reference

Step: 3 Online Training

After making successful payment you will get the training details on your registered email ID's.

Training details provide to registered email ID's in below format.

Dear 

Please complete 25 hours of training on/before 07th December, 2023.

----->

Congratulations!!! You have been successfully registered for Online Training. You can access the training app both from your web browser and from your Mobile.

----->

YOU CAN ACCESS TRAINING AS PER FOLLOWS:

Link - <https://iiiindia.in>

Login id - 

Password - 

----->

Training page will be appear as below,

The screenshot shows a user interface for a training module. At the top, there is a navigation bar with a menu icon, a 'LOGOUT' button, and a profile dropdown. Below this, a sidebar on the left contains links for 'Dashboard', 'Site home', 'My courses', 'Direct Broker (Life and General) Renewal', 'Privacy Policy', and 'Terms and Conditions'. The main content area features a prominent red banner with the text '!!!IMPORTANT!!!' and instructions: 'Your timer gets calculated automatically. Once you watch video, read notes etc. After that come back to your dashboard to see the new time. Also you can click REFRESH TIMER anytime.' Below the banner, there is a 'LOGOUT' button and a 'Please click on Logout button while exiting from this training module so that training hours will get updated in the report on www.insuranceinstituteofindia.com -> IRDAI Examinations->Corporate Agent->Report' message. The 'Course overview' section displays 'Required hours: 25', 'Time Spent Hours: 0 Hours 0 Min', and 'Due Date: 8 Dec 2023'. A dropdown menu for 'Course name' is visible. On the right side, there is a 'Timer' section with the text 'This is your first time login' and a 'REFRESH TIMER' button.

The screenshot shows a user interface for a training module. At the top, there is a navigation bar with a menu icon, a 'LOGOUT' button, and a profile dropdown. Below this, a sidebar on the left contains links for 'Direct Broker (Life and General) Renewal', 'Sections', 'Dashboard', 'Site home', 'My courses', 'Direct Broker (Life and General) Renewal', 'Privacy Policy', and 'Terms and Conditions'. The main content area features a red banner with the text 'COMPLETE THE SELF ASSESSMENT . AFTER THAT YOU CAN GO TO "Certificate" BOX TO GENERATE YOUR CERTIFICATE.' Below the banner, there is a grid of 11 self-assessment modules, each represented by a document icon and a title: 'B01-Broker Compulsory', 'B02- Brokers-Motor Insurance', 'B03 - Marine Insurance', 'B04- Brokers - Health Insurance & Personal Accident', 'B05- Brokers - Fire & Engineering', 'B06- Brokers - Liability Insurance', 'B07- Brokers - Miscellaneous Insurance', 'B08- Brokers - Life Insurance', 'B10- Brokers Renewal - Current Insurance Industry', 'B11-Brokers Renewal-Global Insurance Market', 'B12- Brokers Renewal - Sales/ Soft Skills', 'B 13- Brokers Renewal - Management Matters', 'Final Self Assessment', and 'Certificate'. The 'Final Self Assessment' module is highlighted in green.

Step 4 : Download TCC

After completion of Online Training, Training Competition Certificate (TCC) will be send to registered email ID. Also you can download TCC by using below link,

<https://www.insuranceinstituteofindia.com/web/guest/download-tcc-insurance-agent>

WELCOME TO
INSURANCE INSTITUTE OF INDIA

College of Insurance is arranging a
Comprehensive Financial Planning
(Focus on Tax Planning).
Date: 6th March 2024 - Time: 10.00 AM
For registration, [Click Here](#)

WEBINAR ON COMPREHENSIVE
LEARNING SERIES-2
(FOCUS ON TAX PLANNING)

- POSP/Insurance Agents
- Corporate Agents
- Insurance Marketing Firm
- Web Aggregators
- Insurance Brokers-
Authorised Verifiers
- Web Wallet
- To create company profile
- Profile

Brokers Online Training
(Fresh / Renewal)

Web Service

Examination Registration
Process For Scribe/Blind
Candidate

Revised IC 38 Course
material

Contact Us

Help to clear Browser
History

Candidate Profile Creation
Form

Candidate Profile Search
Screen

Download TCC-Fresh

Download TCC-Renewal

Payment Receipt

Help Manual-Fresh

Help Manual-Renewal

HelpManual-Bulk-Fresh

New

Old

https://www.insuranceinstituteofindia.com/web/quest/download-tcc-insurance-agent

Individual Agent/Insurance Broker Candidate Certificate Download

Pan No*: Mobile No*: Profile Id*:

For any query please send email to,

Reg.exams@iii.org.in

Or

Call on below numbers,

022 - 69654208

022 - 69654256

022 - 69654220

022 - 69654257

THANK YOU.